

EANES INDEPENDENT SCHOOL DISTRICT
REGULAR BOARD MEETING
S. Don Rogers Administration Building
July 28, 2004

The subjects to be discussed or considered, or upon which any formal action may be taken, are as follows. Items do not have to be taken in the same order as shown on the meeting notice.

I. Call to Order

- II. Roll Call
- Clint Sayers, President
 - Robert Durkee, Vice-President
 - Ellen Balthazar, Secretary
 - Jim Strickland
 - Paul Stone
 - Gail King
 - Mike Monnig

III. School Officials Present

- Nola H. Wellman, Superintendent
- Susan Pulis, Asst. Supt. for Business Affairs
- Ruth Bibb, Interim Asst. Supt. for Human Resources
- Bill Bechtol, Executive Director, Curriculum & Instruction
- Charles Teichner, Executive Director of Facilities Management

IV. Establish a Quorum

V. Adjourn to **Closed Session – 6:30 p.m.**

If, during the course of the meeting, discussion of any item on the agenda should be held in a closed session, the board will conduct the closed session in accordance with the Texas Open Meetings Act, Tex. Gov't. Code, Chapter 551, Subchapters D and E. Before any closed session is convened, the presiding officer will publicly identify the section or sections of the Act authorizing the closed session. All final votes, actions, or decisions will be taken in open meeting.

- a. **Tex. Gov. Code 551.074 - Personnel Matters**
 - Personnel Recommendations
- b. **Tex. Gov. Code 551.074 – Personnel Matters**
 - Consider Recommendation for Director of Transportation

VI. Reconvene to Open Session – **Regular Board Meeting – 7:30 p.m.**

VII. Pledge of Allegiance

Texas Pledge

“Honor the Texas flag; I pledge allegiance to thee, Texas, one and indivisible.”

VIII. Approval of Minutes

~ Regular Board Meeting, June 23, 2004 and Special Board Meeting on June 30, 2004.

IX. Board Communications

X. Report of the Superintendent/Staff

- Written Reports
 - ~ Facility Update
 - ~ INVEST Program
- Oral Reports
 - ~ Professional Development Update
 - ~ 2004-05 Budget Update

XI. Open Forum

Those wishing to speak in Open Forum should give their names to the Superintendent's secretary prior to the meeting. Each speaker has a time limit of three (3) minutes.

XII. New and Unfinished Business

A. Board and Administrative Affairs – New Business for Board Action

1. #43/04 Consider Proposed Tax Rate
2. #44/04 Set Date of Public Hearing on Proposed Tax Rate and Budget
3. #45/04 Consider Health Benefit Contribution
4. #46/04 Consider Salary Adjustment

Consent

5. #47/04 Consider Personnel Recommendations
6. #48/04 Consider Monthly Business Report and Budget Amendments

XIII. Adjournment

ACTION:

TIME:

EANES INDEPENDENT SCHOOL DISTRICT
Regular Board Meeting
June 23, 2004

The regular meeting was called to order at 7:40 p.m.

Present: Clint Sayers (President), Robert Durkee (Vice President),
Ellen Balthazar (Secretary), Jim Strickland, Paul Stone, Gail
King, Mike Monnig

Absent: None

School Participants: Nola Wellman, Susan Pulis, Ruth Bibb, Gloria Thomas,
Paula Murray, Cynthia Schiebel, Cathy Miller, Al Bennett,
Alan Veach, Derek Long, Brad Wirht, David Bolles

Mr. Sayers declared a quorum with seven (7) members present.

VIII. APPROVAL OF MINUTES

Mr. Durkee moved to approve the minutes from the May 26, 2003 regular board meeting as corrected. Mr. Stone seconded the motion.

The motion carried.

Ayes: Durkee, Stone, Monnig, Strickland, Sayers, King, Balthazar
Nays: None
Abstain: None

IX. BOARD COMMUNICATIONS

1. Mrs. King reported that the Task Force sub-committees are in the final stages of preparation for their recommendations to the Board at the August meeting. The recommendations will be made in a uniform format so that the information will be similar in content.
2. Dr. Wellman, Mrs. King, Mr. Monnig, Mrs. Balthazar, and Mr. Sayers discussed the sessions that each of them attended at the TASB Summer Institute held in San Antonio. They all agreed that the conference was very informative and allows board members to exchange ideas, as well as, discuss innovative ideas that might serve the district.
3. Mrs. Balthazar shared her encouragement from recent talk from legislators relating to pay raises for teachers and the realities of what it takes to fund a successful education system.
4. Mr. Durkee reported that meetings had been held at Forest Trail Elementary and Bridge Point Elementary on the proposed Loop 360 toll road. Representative Todd Baxter facilitated the meeting at Bridge Point.

Mr. Durkee and Mr. Sayers agreed that the sense was that the majority of the people attending these meetings were against the project. They had concerns about increased traffic flow, pollution, environmental issues, and the impact the project would have on the neighborhoods.

X. REPORT OF THE SUPERINTENDENT/STAFF

1. The Texas Education Agency requires every district in the state to administer reading inventories – Primary Reading Inventory – to students in kindergarten, first and second grade. TEA supplies the test to the district. The inventories are administered to help schools target those students who need extra assistance in reading. The report for 2003-04 indicated that the majority of Eanes students tested were on or above grade level and that specialized instruction was being offered to those needing additional assistance.
2. The Facilities Assessment Report listed the summer maintenance and operation projects for campuses and the central administration. The general bond project update portion of the report detailed the following: construction projects at the high school are in progress and the board members and Superintendent had a construction walk-through on June 17th; the Forest Trail re-roofing project began on June 7th; and discussions continue with the City of Westlake Hills on the Eanes Elementary wastewater issue.
3. Lori Bolding, Development Director, Eanes Education Foundation, reported that the Keep Eanes Exemplary Campaign had raised \$223,966 to date and that the contributions were still being received. She thanked the many volunteers who had helped with writing notes and making phone calls and was pleased that the relationship with the foundation and the individual campuses was growing. EEF will make the donation to the district prior to August 30 so that the contributions can be considered in the budget planning for next year.
4. Ruth Bibb updated the Board on the number of non-resident transfer students that have been accepted for 2004-05 stating that we currently have 575 new students. Mrs. Bibb thanked Nancy Corbitt and Kimberley Isreal for their efforts in streamlining the enrollment process.
5. Dr. Wellman discussed her intentions to establish a long-range facility planning committee. The committee would meet on a regular basis and would consist of 12-15 people. The goal is to form the committee in August and have the first meeting in September. The committee's major focus would be to evaluate the usage of district facilities and properties and to make recommendations to the Board for the most effective usage of district resources.

XII. OPEN FORUM

1. George Noelke suggested to the Board that elementary schools need full-time librarians and nurses.

2. Dianna Pharr agreed that schools should have full-time librarians. She also felt that families with students participating in athletics should be required to pay the athletic fee or the student shouldn't be allowed to participate. She encouraged the Board to be diligent in defining job responsibilities and job titles.

XI. NEW BUSINESS FOR BOARD ACTION

Items 1, 3, and 4 were pulled from the Consent Items.

1. The personnel recommendations had not been reviewed by the Board and were pulled for discussion in Closed Session.
3. Mrs. King moved to approve the budget amendment for 2003-04. The amendments reflect revised estimates of local property tax and adjustments for the recapture of local revenue. The budget amendment represents an estimated increase of \$444,755 from fund balance needed to balance the 2003-04 budget. Mrs. Balthazar seconded the motion.

The motion carried.

Ayes: King, Balthazar, Stone, Monnig, Sayers, Strickland, Durkee
Nays: None
Abstain: None

4. Mr. Durkee moved to approve Phase I of the furniture and equipment bid for furniture, fixtures, and equipment at Westlake High School. The bid is in the amount of \$177,658.77 and will be awarded to a number of vendors. Mrs. Balthazar seconded the motion.

The motion carried.

Ayes: Durkee, Balthazar, Sayers, Monnig, King, Stone
Nays: None
Abstain: Strickland

CONSENT ITEMS

2. Mr. Durkee moved to approve the consent item, monthly business services report. Mrs. Balthazar seconded the motion.

The motion carried.

Ayes: Durkee, Balthazar, Strickland,, Stone, King, Sayers, Monnig
Nays: None
Abstain: None

XIV. CLOSED SESSION

a. **Tex. Gov. Code 551.074 – Personnel Matters**

- Personnel Recommendations

- a. Mr. Durkee moved to approve the personnel recommendations as presented.
Mr. Strickland seconded the motion.

The motion carried.

Ayes: Durkee, Strickland, Sayers, Monnig, King, Stone, Balthazar
Nays: None
Abstain: None

Resignations: Marilyn Adams, Eben L. Baumhover, Janis Brown, Kim Connor, Rebecca Conolly, Kathleen Duggan, Mary Evans, Shirley Faske, Shannon Fontenot, Patricia Ford, Jane Gannaway, Julie Haislip, Mimi Halferty, Norma Hawes, Shawn Hicks, Alice Lottes, Todd Nafus, Marni Osofsky, Linda Raymer, Carol Reese, Coralea Roquemore, Alysha Rose, Carol Rosser, Kathi Seiders, Harold Leigh Shepard, Craig Studer, Gloria Thomas, Stacie Jo Vandonge-Pollard, Diane Verma, Jean Westbrook, Rhonda Williford

Employment: Kelly Jo Herrin Blake, Lesley Lauren Bolton, Beth Bowman, Sheri Bryant, Kent Carroll, Lee Thomas Crochet, Jennifer Galvan, Chelsee Harris, Shana Howard, Amy Hughes, Melanie Ann Johnson, Keith Smith

XII. ADJOURNMENT

The meeting was adjourned at 10:05 p.m.

ATTEST:

President, Board of Trustees

Secretary, Board of Trustees

EANES INDEPENDENT SCHOOL DISTRICT
Special Board Meeting
June 30, 2004

The regular meeting was called to order at 8:12 a.m.

Present: Clint Sayers (President), Robert Durkee (Vice President),
Ellen Balthazar (Secretary), Jim Strickland, Mike Monnig

Absent: Gail King, Paul Stone

School Participants: Nola Wellman, Susan Pulis, Ruth Bibb

Mr. Sayers declared a quorum with five (5) members present.

I. CLOSED SESSION

a. **Tex. Gov. Code 551.074 – Personnel Matters**

- Consider Selection of John B. Andrews as Principal of Barton Creek Elementary

II. ACTION TAKEN IN CLOSED SESSION

- a. Mr. Durkee moved to approve the recommendation for hire of John B. Andrews as principal of Barton Creek Elementary. Mrs. Balthazar seconded the motion.

The motion carried.

Ayes: Durkee, Balthazar, Sayers, Monnig, Strickland

Nays: None

Abstain: None

XII. ADJOURNMENT

The meeting was adjourned at 8:42 a.m.

ATTEST:

President, Board of Trustees

Secretary, Board of Trustees

DISTRICT-WIDE FACILITIES UPDATE

July 28, 2004

Current Summer M&O Projects: (ON GOING)

All Campuses & Central Administration:

- Gas Pressure Testing
- Backflow Inspection
- Fire Alarm Inspection
- Fire Extinguisher Inspection
- Clean Condenser Coils
- Pump Grease Traps
- Clean Kitchen Hoods
- Sprinkler Inspections

GENERAL BOND PROJECT UPDATE

Westlake High School

- Air Conditioning is coming back on in various areas
- Moving back into completed areas begins August 3rd
- Structural work continuing on new construction areas

Forest Trail Elementary

- Project is a 76% completion.
- Air Conditioning was completed on July 21st.
- Alice Roofing has perform in an outstanding manner to date.

Eanes Elementary –

- Waste water discussions continuing with City of Westlake Hills and LCRA.

INVEST Report for Westlake High School
2003-2004

The INVEST program is in collaboration with Austin Independent School District. It was started last school year and we successfully served 12 Westlake High School students through this program. The objective of the program is to provide parents and students with an opportunity to explore substance abuse and family communication issues in a socio-educational group that allows the student to return to their classes earlier than the normal consequence for first time drug or alcohol related offenses. Parents and students must attend 4 two-hour sessions, Tuesday and Thursday, at AISD's Alternative Learning Center. Each parent is charged \$100.00 for the counseling. The program was fully funded by the parents.

We had 26 students assigned to the DAEP for first time drug related offenses in the 2003-2004 school year. Of those 26 students, 12 went through the INVEST program and were able to successfully complete the program and return to their classes in 15 school days. Of those 12 students that participated in the INVEST program: Four were in the soccer program, Two were in the track program, Two were in the football program, One was in the band, One was in basketball, and One was a cheerleader. Two of the students have services from special education. Six of the students were in AP or PreAP classes. All three seniors in the program graduated May 28, 2004.

INVEST students:

	Grade levels	Average GPA	Average unexcused abs.
	3-9 th	80.3	9.3
	2-10 th	85.5	20.5
	4-11 th	85.5	12.5
	<u>3-12th</u>	<u>80</u>	<u>25.0</u>
Totals:	12 Students	82.8	16.1

NON INVEST Students: There were 16 students who were sent to the DAEP and for several different reasons did not participate in the program. Five students were not able to participate in the program because we did not get AISD's and our board approval until mid October. Two of the students were sent there the last week of school and planning doing the INVEST program at the beginning of next year if we still offer it. Four of the students were in our choir program. Six students received services from special education. Three students were in AP or Pre AP classes. Two students withdrew from Westlake high school and two students dropped out of school. Five seniors graduated May 28, 2004 and two seniors did not complete graduation requirements.

NON-INVEST Students:

	Grade Levels	Average GPA	Average Unexcused abs.
	4-9 th	*NA	*NA
	3-10 th	75.0	32.5
	2-11 th	69.3	37.0
	<u>7-12th</u>	<u>81.8</u>	<u>24.4</u>
TOTALS	16 students	75.3	31.3

* Two students withdrew from school and two students only took their exams at the DAEP and will start the 2004-2005 school year at the DAEP.

INVEST PROGRAM

The Invest program is in collaboration with Austin Independent School District. We have contracted with them to involve our students in this program. The program will be held at the Alternative Learning Center for AISD. The address is 901 Neal Street. A map is provided at the end of this packet. This is a one-time opportunity for students in grades 9 through 12.

Objective

To provide students and parents an opportunity to explore substance abuse and family communication issues in a socio-educational group that allows the student to return to their classes earlier than if the student served the entire removal period at the DAEP.

Program

INVEST is a school-based high school curriculum, which is offered as a positive alternative to full-term removal for students who have committed first-time alcohol or drug-related offenses (excluding offenses involving the sale or distribution of controlled substances) and who agree to attend with their parent or legal guardian.

INVEST consists of four two hour sessions to be held after school hours, with family communication presented as the primary intervention strategy. The same parent or guardian must attend every session.

Failure of the student or parent/guardian to attend any session will mandate that the student will remain at the DAEP until completion of the DAEP program.

INVEST is offered on Tuesday's and Thursday's from 6:00 until 8:00 at the ALC for Austin ISD. You must attend all four sessions in a row in order to complete the program.

Cost

The cost of the program is \$100.00 for the four sessions. A check made out to Eanes ISD will need to be given to Scott Malcolm, administrator of the DAEP at Eanes. If you fail to attend there is no refund given.

Process

At the removal hearing, the assistant principal will offer INVEST as an alternative to serving a full removal period at the DAEP, which is 30 school days, provided the above mentioned criteria are met.

Eanes must give 48-hour notice when we are sending one of our students. The contact person for Eanes ISD is Scott Malcolm. He can be reached at 732-9280 extension 33003.

After the successful completion of the program by student and parent, the student will be issued a certificate of completion to document to us the four sessions were completed as required. The student will then turn the certificate to Richard Jorgeson who will then notify the appropriate administrator. Students who complete the INVEST program and stay at least 15 school days in the AEP will be able to go back to their regular classes at Westlake High School.

Austin Independent School District

Alternative Learning Center

901 Neal Street, Austin, Texas 78702
(512) 414-3658 Fax (512) 414-6744

A copy of this form must be FAXed to the ALC

INVEST

Consent Form

I, _____, grant consent for my child, _____, to participate in INVEST, a substance and alcohol abuse education program which may be offered as an alternative to a full-term removal from the student's home school.

I (we) understand that the purpose of INVEST is to increase student and parental knowledge about the consequences of alcohol and other drug abuse and to help students and parents develop communication skills that promote resistance to alcohol and other drug abuse.

I (we) understand that both the student and parent/guardian must complete the full INVEST program and the student must adhere to all ALC and/or AISD rules, policies and code of conduct. There will be no excused absences and baby-sitting services will not be provided.

I (we) understand that, upon completing the INVEST program, discipline records pertaining to this student may be reviewed for the purpose of assessing INVEST effectiveness. In addition, I agree to complete questionnaires and/or submit to interviews during the INVEST program and at intervals after the completion of the program for the purpose of assessing INVEST effectiveness.


I agree to participate in the INVEST program.


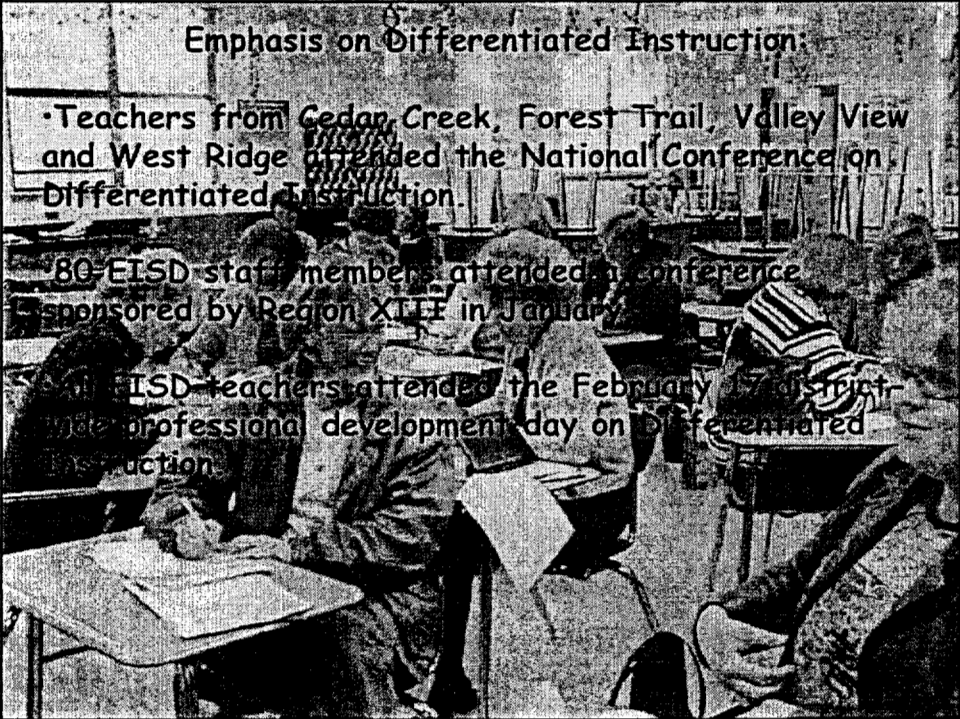
Parent/Guardian Signature

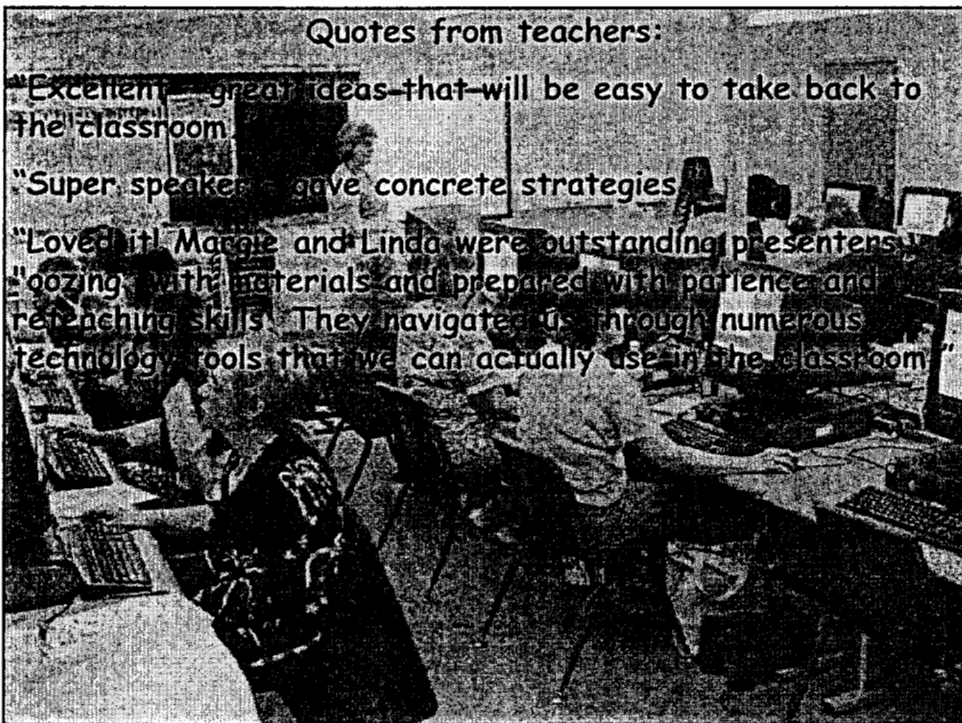
Student Signature

Home School Staff Signature

Date









EANES INDEPENDENT SCHOOL DISTRICT

Board Action #43/04 Consider Proposal of Tax Rate for 2004 - 2005

Date: July 28, 2004
To: Board of Trustees
From: Superintendent

Recommendation:

It is the superintendent's recommendation that the Board of Trustees approve the proposal of the tax rate for 2004 – 2005 which will be published in the Notice of Public Meeting to Discuss Budget and Tax Rate on August 12, 2004. The tax rate will be adopted on August 25th with a separate board action item.

The proposed tax rate is:

General Fund (M & O)	\$ 1.5000
Debt Service (I & S)	<u>.1705</u>
Total Tax Rate	\$ 1.6705

Pertinent Facts:

District staff has calculated the debt service and the rollback tax rates as required by Truth in Taxation law. The proposed tax rates for General Fund and Debt Service must be approved by the Board for publication in the Notice of Public Meeting to Discuss Budget and Tax Rate that is required. This notice will be published in the Westlake Picayune on August 12, 2004. A draft copy of the notice to be published is attached. The Board will consider adoption of the tax rate August 25, 2004.

Alternative Considered:

No alternatives were considered. The General Fund tax rate is the maximum allowed by state law. The Debt Service tax rate is set to generate sufficient revenue to pay the district debt obligations for 2004-05.

NOTICE OF PUBLIC MEETING TO DISCUSS BUDGET AND PROPOSED TAX RATE

The Eanes Independent School District will hold a public meeting at 9:00 a.m. August 23, 2004 in S. Don Rogers Administration Building
601 Camp Craft Rd. Austin TX 78746. **The purpose of this meeting is to discuss the school district's budget that will determine the tax rate that will be adopted. Public participation in the discussion is invited.**

The tax rate that is ultimately adopted at this meeting or at a separate meeting at a later date may not exceed the proposed rate shown below unless the district publishes a revised notice containing the same information and comparisons set out below and holds another public meeting to discuss the revised notice.

Comparison of Proposed Rates with Last Year's Rates

	<u>Maintenance & Operations</u>	<u>Interest & Sinking Fund*</u>	<u>Total</u>	<u>Local Revenue Per Student</u>	<u>State Revenue Per Student</u>
Last Year's Rate	\$1.5000	\$ 0.2778 *	\$ 1.7778	\$ 5987.00	\$ 375.00
Rate to Maintain Same Level of Maintenance & Operations Revenue & Pay Debt Service	\$ 1.4987	\$ 0.0018 *	\$ 1.5004	\$ 5668.00	\$ 340.00
Proposed Rate	\$ 1.5000	\$ 0.1705 *	\$ 1.6705	\$ 5850.00	\$ 340.00

* The Interest & Sinking Fund tax revenue is used to pay for bonded indebtedness on construction, equipment, or both. The bonds, and the tax rate necessary to pay those bonds, were approved by the voters of this district.

Comparison of Proposed Levy with Last Year's Levy on Average Residence

	<u>Last Year</u>	<u>This Year</u>
Average Market Value of Residences	\$ 438,353.00	\$ 449,390.00
Average Taxable Value of Residences	\$ 423,353.00	\$ 434,390.00
Last Year's Rate Versus Proposed Rate per \$100 Value	\$ 1.7778	\$ 1.6705
Taxes Due on Average Residence	\$ 7526.37	\$ 7,256.49
Increase (Decrease) in Taxes		\$ (269.88)

Under state law, the dollar amount of school taxes imposed on the residence homestead of a person 65 years of age or older or of the surviving spouse of such a person, if the surviving spouse was 55 years of age or older when the person died, may not be increased above the amount paid in the first year after the person turned 65, regardless of changes in tax rate or property value.

Notice of Rollback Rate: The highest tax rate the district can adopt before requiring voter approval at an election is 1.7274. This election will be automatically held if the district adopts a rate in excess of the rollback rate of 1.7274.

Fund Balances

The following estimated balances will remain at the end of the current fiscal year and are not encumbered with or by a corresponding debt obligation, less estimated funds necessary for operating the district before receipt of the first state aid payment:

Maintenance and Operations Fund Balance(s)	\$17,996,341
Interest & Sinking Fund Balance(s)	\$ 1,656,239

EANES INDEPENDENT SCHOOL DISTRICT

Board Action #44/04 Consider Setting Date of Public Hearing on Proposed Tax Rate and Budget

Date: July 28, 2004
To: Board of Trustees
From: Superintendent

Recommendation:

It is the superintendent's recommendation that the Board of Trustees approve the attached Notice of Public Meeting to Discuss Budget and Tax Rate and the meeting date set for August 23, 2004 at 9:00 AM.

Pertinent Facts:

This meeting is a public hearing which will provide an opportunity for the public to comment on the proposed tax rate and the proposed budget for 2004-05. The notice requirements and the process for determining the proposed tax rate and the rollback rate are required by Truth in Taxation law. The Board will consider the proposed tax rate in a separate agenda item today. The notice will be published in the Westlake Picayune on August 12, 2004. A draft copy of the notice to be published is attached.

Alternative Considered:

Alternative dates and times for the public meeting were previously discussed by the Board. Any change to the public meeting date after the notice is published would require republishing the notice and rescheduling the public meeting to be at least 10 days after the publication date.

NOTICE OF PUBLIC MEETING TO DISCUSS BUDGET AND PROPOSED TAX RATE

The Eanes Independent School District will hold a public meeting at 9:00 a.m. August 23, 2004 in S. Don Rogers Administration Building
601 Camp Craft Rd. Austin TX 78746. **The purpose of this meeting is to discuss the school district's budget that will determine the tax rate that will be adopted. Public participation in the discussion is invited.**

The tax rate that is ultimately adopted at this meeting or at a separate meeting at a later date may not exceed the proposed rate shown below unless the district publishes a revised notice containing the same information and comparisons set out below and holds another public meeting to discuss the revised notice.

Comparison of Proposed Rates with Last Year's Rates

	<u>Maintenance & Operations</u>	<u>Interest & Sinking Fund*</u>	<u>Total</u>	<u>Local Revenue Per Student</u>	<u>State Revenue Per Student</u>
Last Year's Rate	\$1.5000	\$ 0.2778 *	\$ 1.7778	\$ 5987.00	\$ 375.00
Rate to Maintain Same Level of Maintenance & Operations Revenue & Pay Debt Service	\$ 1.4987	\$ 0.0018 *	\$ 1.5004	\$ 5668.00	\$ 340.00
Proposed Rate	\$ 1.5000	\$ 0.1705 *	\$1.6705	\$ 5850.00	\$ 340.00

* The Interest & Sinking Fund tax revenue is used to pay for bonded indebtedness on construction, equipment, or both. The bonds, and the tax rate necessary to pay those bonds, were approved by the voters of this district.

Comparison of Proposed Levy with Last Year's Levy on Average Residence

	<u>Last Year</u>	<u>This Year</u>
Average Market Value of Residences	\$ 438,353.00	\$ 449,390.00
Average Taxable Value of Residences	\$ 423,353.00	\$ 434,390.00
Last Year's Rate Versus Proposed Rate per \$100 Value	\$ 1.7778	\$ 1.6705
Taxes Due on Average Residence	\$ 7526.37	\$ 7,256.49
Increase (Decrease) in Taxes		\$ (269.88)

Under state law, the dollar amount of school taxes imposed on the residence homestead of a person 65 years of age or older or of the surviving spouse of such a person, if the surviving spouse was 55 years of age or older when the person died, may not be increased above the amount paid in the first year after the person turned 65, regardless of changes in tax rate or property value.

Notice of Rollback Rate: The highest tax rate the district can adopt before requiring voter approval at an election is 1.7274. This election will be automatically held if the district adopts a rate in excess of the rollback rate of 1.7274.

Fund Balances

The following estimated balances will remain at the end of the current fiscal year and are not encumbered with or by a corresponding debt obligation, less estimated funds necessary for operating the district before receipt of the first state aid payment:

Maintenance and Operations Fund Balance(s)	\$17,996,341
Interest & Sinking Fund Balance(s)	\$ 1,656,239

EANES INDEPENDENT SCHOOL DISTRICT

Board Action # 45/04 Consider Health Benefit Contribution

Date: July 28, 2004
To: Board of Trustees
From: Superintendent

Recommendation:

It is the superintendent's recommendation that the Board of Trustees approve up to \$325 per full time employee as the district's contribution to the employee's health benefit costs.

Pertinent Facts:

The district has contracted with TRS Active Care to provide health benefits to employees. Three PPO plans are available for employees to choose. The district has previously provided the full cost of the base plan for each employee. The base plan of the TRS Active Care is comparable to a catastrophic plan and costs less than what the district is currently contributing per employee. If the employee chooses a plan that costs less than \$325 per month, the employee will receive only the benefit of the cost of the plan. Therefore, it has been determined that a district contribution amount will be decided each year, not tied directly to the cost of a particular health plan.

The district contribution last year was \$285.51. Health insurance costs are rising significantly across the board. In addition, the Health Reimbursement funds (\$500 last year) that were previously given to employees through their paychecks will now be held in a reimbursement account. Employees will be required to request reimbursement for actual medical costs that they incur and pay \$2.50 per month (\$30 annual cost) for the maintenance of that account. The amount provided to each teacher in the state is still \$500 for 2004-05.

The \$325 health benefit contribution represents approximately a 13% increase in contribution for each employee. The total cost of raising the benefit amount is \$346,000 increase in the health benefit costs to the district.

Alternative Considered:

We considered leaving the district contribution amount the same as last year (\$285.51), however, health costs continue to rise and the employees expressed that it was important to them to share these increased costs with the district.

EANES INDEPENDENT SCHOOL DISTRICT

Board Action # 46/04 Consider Salary Adjustment

Date: July 28, 2004

To: Board of Trustees

From: Superintendent

Recommendation:

It is the Superintendent's recommendation that the Board of Trustees accept the Salary Scenario B-1 for teachers to be incorporated into the preparation of the FY 2005 budget. It is also recommended that administrators receive a 3.25% increase of the midpoint of the salary range and all other support employees receive 3.5% increase of the midpoint of the salary range.

Pertinent Facts:

In reviewing the salary schedule, the starting salary was below many districts in the region. The recommended salary scenario raises the beginning salary from \$32,150 to \$33,350. Scenario B-1 provides an average increase of \$1995 across all 30 steps of the schedule. The range of salary increases for individual teachers is 3.18 % to 6.89% including step and cost of living increase, depending on the teacher's level of educational attainment and experience. The additional cost for the district for teachers is estimated at \$607,257.

It is also recommended that administrators receive a 3.25% increase of the midpoint of the salary range. This percentage equals the lowest increase for teachers at the Masters' level. The recommended level of increase for all other support employees is 3.5% increase of the midpoint of the salary range. The salary comparisons of these groups indicated that Eanes ISD employees are competitive with other districts in the Austin area.

The total cost of Salary Scenario B-1 and the recommended pay increases of other employees is estimated to be approximately \$913,780, representing an overall salary budget increase of **4.84%**.

Alternatives Considered:

Many salary scenarios were considered. Comparisons with other districts in the Austin area have been considered.

EANES INDEPENDENT SCHOOL DISTRICT

Board Action # 47/04 Consider Personnel Recommendations

Date: July 28, 2004

To: Board of Trustees

From: Superintendent

Recommendation:

It is the administration's recommendation that the Board of Trustees approve matters relating to personnel recommendations. All changes in employment status are listed in the official minutes.

EISD HUMAN RESOURCES AND COMMUNICATIONS

To: Dr. Nola Wellman
Superintendent of Schools

From: Ruth Bibb
Interim Assistant Superintendent for
Human Resources & Communications

Subject: Personnel Recommendations

Date: July 28, 2004

RESIGNATIONS RECEIVED AND ACCEPTED:

NAME:	LOCATION	POSITION:
Bonnie Amundson	Cedar Creek Elementary	1 st Grade Teacher
Lorraine B. Baird	Hill Country Middle School	Spanish Teacher
Allyson Campsey	Forest Trail Elementary	1 st Grade
Penny Doyle	Cedar Creek Elementary	Special Education Resource
Erin Emerson	West Ridge Middle School	Language Arts Teacher
Susan Euresti	Westlake High School	Career & Technology
Ann Jacobson	Forest Trail Elementary	Special Education ASK
Donna Jones	Barton Creek Elementary	3 rd Grade Teacher
Karen Le Blanc	Forest Trail Elementary	4 th Grade Teacher
Jona Steed	Westlake High School	Business Education
Susan Tribble	Bridge Point Elementary	Special Education/Class Size Reduction

RECOMMENDED FOR EMPLOYMENT:

NAME:	LOCATION	POSITION:
Lorin Albanese	Eanes Elementary	Counselor
Kiran Avasthi-Frinzi	Forest Trail Elementary	Counselor
Jamie Berrios	Forest Trail Elementary	5 th Grade Teacher
Alison Bogle	Forest Trail Elementary	4 th Grade Teacher
Amy Buchanan	Cedar Creek Elementary	4 th Grade Teacher
Stephanie Casteneda	West Ridge Middle School	Math Teacher
Marjorie Chatterjee	Cedar Creek Elementary	4 th Grade Teacher
Sandra Coker	Westlake High School	English Teacher
Julie Griffin	Eanes Elem/Westlake HS	Assessment Specialist/LSSP
Natalie Grimes	Barton Creek Elementary	3 rd Grade Teacher
Sonnya Hall	Bridge Point/Cedar Creek/Eanes Elementary	LSSP
Stefnie Hancock	Forest Trail Elementary	Kindergarten Teacher

Melissa Hill	Cedar Creek Elementary	5 th Grade Teacher
Ann Hollingsworth	Bridge Point Elementary	Special Education ASK Teacher
Melissa Howitt	Forest Trail/Valley View Elem	Class Size Reduction Teacher
Bruce Jordan	West Ridge Middle School	Counselor
John Lillard	West Ridge Middle School	Grade Social Studies/PE/Coach
Julie Lucky	Cedar Creek Elementary	Special Education Teacher
Margaret Dismukes Massad	Forest Trail/Valley View Elem	Class Size Reduction Teacher
Michael McIlwain	Westlake High School	Counselor
Jane Nelson	Westlake High School	FOCUS Teacher
Rebecca Oates	Cedar Creek Elementary	1 st Grade Teacher
Nic Plunkett	West Ridge Middle School	Social Studies Teacher/Coach
Sherry Rivette	Bridge Point Elementary	Special Education Resource Teacher
Emily Roye	Barton Creek Elementary	Kindergarten Teacher
Michael Ryan	West Ridge Middle School	Math Teacher
Elizabeth Simmons	West Ridge Middle School	Language Arts Teacher
Catherine Sisk	Eanes Elementary	5 th Grade Teacher
John Stanley	Cedar Creek Elementary	Special Education ASK Teacher
Shane Stoddard	Westlake High School	Special Education ACE Teacher
Suzanne Tankersley	Eanes Elementary	PPCD Teacher
Joshua Thomas	Westlake High School	Asst. Band Director
Deborah Wingfield	Westlake High School	ACE Social Studies/Coach
Jared Wingfield	Westlake High School	Basic Computer Info.Systems/Coach
Caroline Valent	Westlake High School	English Teacher/Coach
Barbara Vinson	Westlake High School	American Sign Language Teacher

EANES INDEPENDENT SCHOOL DISTRICT

Board Action # 48/04 Consider Monthly Business Services Reports

Date: July 28, 2004

To: Board of Trustees

From: Superintendent

Recommendation:

It is the Superintendent's recommendation that the Board of Trustees accept the Business Services reports for the month ended June 30, 2004.

Pertinent Facts:

The Business Services Reports Include:

- Combined Interim Balance Sheet – Governmental and Proprietary Funds
- Combined Interim Statement of Revenues and Expenditures – Governmental and Proprietary Funds
- Investment Report
- Tax Report
- Food Service Report
- Bond Project Cumulative Expenditure Report

Highlights of Financial Information for the Month:

- The cash and investment balance of all governmental and proprietary funds at 06-30-04 is \$117,892,171.
- The district has collected 99.02% of general fund budgeted revenues for the year.
- The district has expended 83.66% of budgeted operating expenditures for the year and 41.53% of budgeted total expenditures in the General Fund. Total expenditures include the district's payment of tax revenues "recaptured" by the state, which will be paid in August.
- The weighted average yield on all investment pools for the month was 1.0772%. The amount of interest earned on investments during the month of June was \$105,422.04.
- 98.86% of the current year tax levy has been collected compared to 97.81% in June 2003.
- The June Food Service Report reflects no campus activity for the month since school was not in session.
- There are no budget changes presented for June.

Alternatives Considered:

No alternatives were considered.

EANES INDEPENDENT SCHOOL DISTRICT
COMBINED INTERIM BALANCE SHEET - GOVERNMENTAL AND PROPRIETARY FUNDS
 As of June 30, 2004

CODE	DESCRIPTION	GENERAL FUND	SPECIAL REVENUE FUND	DEBT SERVICE FUND	CAPITAL PROJECTS FUND	ENTERPRISE FUND	MEMO TOTAL
CURRENT ASSETS							
Cash & Temporary Investments:							
1110-60	Cash	\$ 305,611	\$ 523,358	\$ 164,241	\$ (812,434)	\$ 1,248,034	\$ 1,428,810
1170	Temporary Investments	77,029,934	186,739	14,600,678	24,646,010	-	116,463,361
1100	Total Cash/Temporary Investments	\$ 77,335,545	\$ 710,097	\$ 14,764,919	\$ 23,833,576	\$ 1,248,034	\$ 117,892,171
Receivables:							
1210	Property Taxes-Current	-	-	-	-	-	-
1220	Property Taxes-Delinquent	1,620,270	-	299,936	-	-	1,920,206
1230	Allowance for Uncollectible Taxes	(762,318)	-	(117,465)	-	-	(879,783)
1240	Due from State Agencies	-	223	-	-	-	223
1250	Accrued Interest	-	-	-	-	-	-
1260	Due from Other Funds	833,323	-	2,004	-	41,637	876,964
1290	Sundry Receivables	92,872	(80)	-	-	732	93,524
1200	Total Receivables	\$ 1,784,147	\$ 143	\$ 184,475	\$ -	\$ 42,369	\$ 2,011,134
1300	Inventories, at Cost	424,101	-	-	-	21,662	445,763
1400	Other Current Assets	115,536	(3,128)	-	(523)	(42,156)	69,729
1500	Fixed Assets	-	-	-	-	227,250	227,250
13X-16xx	Other Current Assets	\$ 539,637	\$ (3,128)	\$ -	\$ (523)	\$ 206,756	\$ 742,742
1000	Total Current Assets	\$ 79,659,329	\$ 707,112	\$ 14,949,394	\$ 23,833,053	\$ 1,497,159	\$ 120,646,047
LIABILITIES AND FUND EQUITY							
Current Liabilities:							
2110	Accounts Payable (Note 1)	\$ 333,273	\$ 73,668	\$ 14,430	\$ 565,291	\$ 24,316	\$ 1,010,978
2130	Lease Payable Current	-	-	-	-	-	-
2140	Interest Payable	-	-	-	-	-	-
2150	Payroll Deductions and Withholdings	227,290	57,281	-	2,985	79,737	367,293
2160	Accrued Wages Payable	2,094,987	47,258	-	-	25,270	2,167,515
2170	Due to Other Funds	43,708	-	6,801	826,540	-	877,049
2180	Due to Other Governments	46,703	-	-	-	-	46,703
2190	Due to Other	-	-	-	-	-	-
2100	Total Current Liabilities	\$ 2,745,961	\$ 178,207	\$ 21,231	\$ 1,394,816	\$ 129,323	\$ 4,469,538
2210	Accrued Expenses	-	-	-	-	-	-
2300	Deferred Revenues	1,055,973	-	182,006	-	90,565	1,328,544
2400	Bond Issue Cost Payable	-	-	-	-	-	-
2500	Bonded Debt Payable	-	-	-	-	-	-
2900	Due to Other	-	-	-	-	-	-
2000	Total Liabilities	\$ 3,801,934	\$ 178,207	\$ 203,237	\$ 1,394,816	\$ 219,888	\$ 5,798,082
Fund Balance/Equity:							
3400	Designated	\$ 415,536	-	\$ 14,746,157	\$ 22,234,903	-	\$ 37,396,596
3600	Unreserved	75,441,859	528,905	0	203,334	1,277,271	77,451,368
3000	Total Fund Balance/Equity	\$ 75,857,395	\$ 528,905	\$ 14,746,157	\$ 22,438,237	\$ 1,277,271	\$ 114,847,965
Total Liabilities and Fund Equity							
		\$ 79,659,329	\$ 707,112	\$ 14,949,394	\$ 23,833,053	\$ 1,497,159	\$ 120,646,047

Note 1: Negative accounts payable balances represent credit memorandums that will be applied to forthcoming invoices.

EANES INDEPENDENT SCHOOL DISTRICT
COMBINED INTERIM STATEMENT OF REVENUES AND EXPENDITURES - GOVERNMENTAL AND PROPRIETARY FUNDS
 As of June 30, 2004

GENERAL FUND

Code	Description	Official Budget	Actual Y-T-D	Percent Y-T-D	Unrealized/Unexpended Budget
Revenues:					
5700	Local	\$ 90,574,395	\$ 90,463,146	99.88%	\$ 111,249
5800	State	5,179,855	4,349,874	83.98%	829,981
5900	Federal	-	-	0.00%	-
5030	Total Revenue	\$ 95,754,250	\$ 94,813,020	99.02%	\$ 941,230
Expenditures:					
10	Instructional Services	\$ 30,072,527	\$ 25,328,237	84.22%	\$ 4,744,290
20	Instructional Related Services	3,427,882	2,815,230	82.13%	612,652
30	Pupil Services	5,173,704	4,428,443	85.60%	745,261
40	General Administration	2,073,331	1,595,320	76.94%	478,011
50	Plant Services	5,863,884	4,702,494	80.19%	1,161,390
53	Data Processing Services	779,854	779,854	100.00%	-
60	Ancillary Services	-	-	0.00%	-
70	Debt Services	-	-	0.00%	-
80	Facilities Acquisition & Construction	-	-	0.00%	-
90	Intergovernmental Charges	52,565,680	1,865,859	3.55%	50,699,821
6050	Total Expenditures	\$ 99,956,862	\$ 41,515,437	41.53%	\$ 58,441,425
Other Resources and (Uses):					
7060	Other Resources	\$ 734,153	\$ 655,402	89.27%	\$ 78,751
8060	Other Uses	-	-	0.00%	-
7X & 8X	Total Other Resources and (Uses)	\$ 734,153	\$ 655,402	89.27%	\$ 78,751
1200	Excess of Revenues & Other Resources Over (Under) Expenditures & Other Uses ..	\$ (3,468,459)	\$ 53,952,985		
Fund Balance and Reserves:					
3410	Reserve for Investment in Inventories	\$ -	\$ 439,612		
0100	Fund Balance/Equity 9/1/03	21,464,798	21,464,798		
	Total Reserve and Fund Balance/Equity ...	\$ 21,464,798	\$ 21,904,410		
3000	Fund Balance/Equity 4/30/04	\$ 17,996,339	\$ 75,857,395		

EANES INDEPENDENT SCHOOL DISTRICT
COMBINED INTERIM STATEMENT OF REVENUES AND EXPENDITURES - GOVERNMENTAL AND PROPRIETARY FUNDS
As of June 30, 2004

SPECIAL REVENUE FUNDS					
Code	Description	Official Budget	Actual Y-T-D	Percent Y-T-D	Unrealized/Unexpended Budget
Revenues:					
5700	Local	\$ 233,550	\$ 813,137	348.16%	\$ (579,587)
5800	State	944,129	619,252	65.59%	324,877
5900	Federal	1,984,066	683,754	34.46%	1,300,312
5030	Total Revenue	\$ 3,161,745	\$ 2,116,143	66.93%	\$ 1,045,602
Expenditures:					
10	Instructional Services	\$ 2,444,032	\$ 1,657,348	67.81%	\$ 786,684
20	Instructional Related Services	178,923	102,759	57.43%	76,164
30	Pupil Services	449,086	314,459	70.02%	134,627
40	General Administration	12,391	11,580	93.45%	811
50	Plant Services	77,048	52,601	68.27%	24,447
53	Data Processing Services	3,551	2,500	70.40%	1,051
60	Ancillary Services	8,116	13,757	169.50%	(5,641)
70	Debt Services	-	-	0.00%	-
80	Facilities Acquisition & Construction	-	15,917	0.00%	(15,917)
90	Intergovernmental Charges	18,260	7,022	0.00%	11,238
6050	Total Expenditures	\$ 3,191,407	\$ 2,177,943	68.24%	\$ 1,013,464
Other Resources and (Uses):					
7060	Other Resources	\$ -	-	0.00%	-
8060	Other Uses	-	378,652	0.00%	(378,652)
7X & 8X	Total Other Resources and (Uses)	\$ -	\$ (378,652)	0.00%	\$ 378,652
1200	Excess of Revenues & Other Resources Over (Under) Expenditures & Other Uses ..	\$ (29,662)	\$ (440,452)		
Fund Balance and Reserves:					
3410	Reserve for Investment in Inventories	\$ -	-		
0100	Fund Balance/Equity 9/1/03	969,357	969,357		
	Total Reserve and Fund Balance/Equity ...	\$ 969,357	\$ 969,357		
3000	Fund Balance/Equity 4/30/04	\$ 939,695	\$ 528,905		

**EANES INDEPENDENT SCHOOL DISTRICT
COMBINED INTERIM STATEMENT OF REVENUES AND EXPENDITURES - GOVERNMENTAL AND PROPRIETARY FUNDS
As of June 30, 2004**

DEBT SERVICE FUND

Code	Description	Official Budget	Actual Y-T-D	Percent Y-T-D	Unrealized/Unexpended Budget
Revenues:					
5700	Local	\$ 16,496,697	\$ 16,452,643	99.73%	\$ 44,054
5800	State	-	-	0.00%	-
5900	Federal	-	-	0.00%	-
5030	Total Revenue	\$ 16,496,697	\$ 16,452,643	99.73%	\$ 44,054
Expenditures:					
10	Instructional Services	\$ -	\$ -	0.00%	\$ -
20	Instructional Related Services	-	-	0.00%	-
30	Pupil Services	-	-	0.00%	-
40	General Administration	-	-	0.00%	-
50	Plant Services	-	-	0.00%	-
53	Data Processing Services	-	-	0.00%	-
60	Ancillary Services	-	-	0.00%	-
70	Debt Services	16,649,732	3,515,761	21.12%	13,133,971
80	Facilities Acquisition & Construction	-	-	0.00%	-
90	Intergovernmental Charges	-	-	0.00%	-
6050	Total Expenditures	\$ 16,649,732	\$ 3,515,761	21.12%	\$ 13,133,971
Other Resources and (Uses):					
7060	Other Resources	\$ -	\$ -	0.00%	\$ -
8060	Other Uses	-	-	0.00%	-
7X & 8X	Total Other Resources and (Uses)	\$ -	\$ -	0.00%	\$ -
1200	Excess of Revenues & Other Resources Over (Under) Expenditures & Other Uses ..	\$ (153,035)	\$ 12,936,882		
Fund Balance and Reserves:					
3410	Reserve for Investment in Inventories	\$ -	\$ -		
0100	Fund Balance/Equity 9/1/03	1,809,275	1,809,275		
	Total Reserve and Fund Balance/Equity ...	\$ 1,809,275	\$ 1,809,275		
3000	Fund Balance/Equity 4/30/04	\$ 1,656,240	\$ 14,746,157		

EANES INDEPENDENT SCHOOL DISTRICT
COMBINED INTERIM STATEMENT OF REVENUES AND EXPENDITURES - GOVERNMENTAL AND PROPRIETARY FUNDS
 As of June 30, 2004

CAPITAL PROJECTS FUNDS					
Code	Description	Official Budget	Actual Y-T-D	Percent Y-T-D	Unrealized/Unexpended Budget
Revenues:					
5700	Local	\$ 304,135	\$ 190,363	62.59%	\$ 113,772
5800	State	7,200	6,000	83.33%	1,200
5900	Federal	-	-	0.00%	-
5030	Total Revenue	\$ 311,335	\$ 196,363	63.07%	\$ 114,972
Expenditures:					
10	Instructional Services	\$ -	-	0.00%	\$ -
20	Instructional Related Services	-	-	0.00%	-
30	Pupil Services	-	-	0.00%	-
40	General Administration	-	-	0.00%	-
50	Plant Services	-	-	0.00%	-
53	Data Processing Services	-	-	0.00%	-
60	Ancillary Services	-	-	0.00%	-
70	Debt Services	-	-	0.00%	-
80	Facilities Acquisition & Construction	25,488,861	5,502,802	21.59%	19,986,059
90	Intergovernmental Charges	-	-	0.00%	-
6050	Total Expenditures	\$ 25,488,861	\$ 5,502,802	21.59%	\$ 19,986,059
Other Resources and (Uses):					
7060	Other Resources	\$ -	-	0.00%	\$ -
8060	Other Uses	-	-	0.00%	-
7X & 8X	Total Other Resources and (Uses)	\$ -	-	0.00%	\$ -
1200	Excess of Revenues & Other Resources Over (Under) Expenditures & Other Uses ..	\$ (25,177,526)	\$ (5,306,439)		
Fund Balance and Reserves:					
3410	Reserve for Investment in Inventories	\$ -	-		
0100	Fund Balance/Equity 9/1/03	27,744,676	27,744,676		
	Total Reserve and Fund Balance/Equity ...	\$ 27,744,676	\$ 27,744,676		
3000	Fund Balance/Equity 4/30/04	\$ 2,567,150	\$ 22,438,237		

EANES INDEPENDENT SCHOOL DISTRICT
COMBINED INTERIM STATEMENT OF REVENUES AND EXPENDITURES - GOVERNMENTAL AND PROPRIETARY FUNDS
 As of June 30, 2004

ENTERPRISE FUND					
Code	Description	Official Budget	Actual Y-T-D	Percent Y-T-D	Unrealized/Unexpended Budget
Revenues:					
5700	Local	\$ 4,571,376	\$ 3,617,270	79.13%	\$ 954,106
5800	State	109,089	99,370	91.09%	9,719
5900	Federal	-	-	0.00%	-
5030	Total Revenue	\$ 4,680,465	\$ 3,716,640	79.41%	\$ 963,825
Expenditures:					
10	Instructional Services	\$ -	-	0.00%	\$ -
20	Instructional Related Services	-	-	0.00%	-
30	Pupil Services	3,119,220	2,363,880	75.78%	755,340
40	General Administration	-	-	0.00%	-
50	Plant Services	127,350	45,515	35.74%	81,835
53	Data Processing Services	12,500	12,500	100.00%	-
60	Ancillary Services	1,683,965	1,351,218	80.24%	332,747
70	Debt Services	-	-	0.00%	-
80	Facilities Acquisition & Construction	-	-	0.00%	-
90	Intergovernmental Charges	-	-	0.00%	-
6050	Total Expenditures	\$ 4,943,035	\$ 3,773,113	76.33%	\$ 1,169,922
Other Resources and (Uses):					
7060	Other Resources	\$ 80,000	\$ 69,150	86.44%	\$ 10,850
8060	Other Uses	-	275,000	0.00%	(275,000)
7X & 8X	Total Other Resources and (Uses)	\$ 80,000	\$ (205,850)	-257.31%	\$ 285,850
1200	Excess of Revenues & Other Resources Over (Under) Expenditures & Other Uses ..	\$ (182,570)	\$ (262,323)		
Fund Balance and Reserves:					
3410	Reserve for Investment in Inventories	\$ -	-		
0100	Fund Balance/Equity 9/1/03	1,539,594	1,539,594		
	Total Reserve and Fund Balance/Equity ...	\$ 1,539,594	\$ 1,539,594		
3000	Fund Balance/Equity 4/30/04	\$ 1,357,024	\$ 1,277,271		

EANES INDEPENDENT SCHOOL DISTRICT
COMBINED INTERIM STATEMENT OF REVENUES AND EXPENDITURES - GOVERNMENTAL AND PROPRIETARY FUNDS
As of June 30, 2004

MEMO TOTALS - ALL FUNDS

Code	Description	Budget	Actual
Revenues:			
5700	Local	\$ 112,180,153	\$ 111,536,559
5800	State	6,240,273	5,074,496
5900	Federal	1,984,066	683,754
5030	Total Revenue	\$ 120,404,492	\$ 117,294,809
Expenditures:			
10	Instructional Services	\$ 32,516,559	\$ 26,985,585
20	Instructional Related Services	3,606,805	2,917,989
30	Pupil Services	8,742,010	7,106,782
40	General Administration	2,085,722	1,606,900
50	Plant Services	6,068,282	4,800,610
53	Data Processing Services	795,905	794,854
60	Ancillary Services	1,692,081	1,364,975
70	Debt Services	16,649,732	3,515,761
80	Facilities Acquisition & Construction	25,488,861	5,518,719
90	Intergovernmental Charges	52,583,940	1,872,881
6050	Total Expenditures	\$ 150,229,897	\$ 56,485,056
Other Resources and (Uses):			
7060	Other Resources	\$ 814,153	\$ 724,552
8060	Other Uses	-	653,652
7X & 8X	Total Other Resources and (Uses)	\$ 814,153	\$ 70,900
1200	Excess of Revenues & Other Resources Over (Under) Expenditures & Other Uses ..	\$ (29,011,252)	\$ 60,880,653
Fund Balance and Reserves:			
3410	Reserve for Investment in Inventories	\$ -	\$ 439,612
0100	Fund Balance/Equity 9/1/03	53,527,700	53,527,700
	Total Reserve and Fund Balance/Equity ...	\$ 53,527,700	\$ 53,967,312
3000	Fund Balance/Equity 4/30/04	\$ 24,516,448	\$ 114,847,965

**EANES INDEPENDENT SCHOOL DISTRICT
MONTHLY INVESTMENT REPORT**

As of June 30, 2004

SUMMARY

Investment Pools	\$ 116,541,320
Agency Securities	-
Cash in Bank	1,428,810
Total Investments and Cash	\$ 117,970,130

Agency Securities

Inv # - Fund Securities Held:	Type / CUSIP	Purchase Date	Maturity Date	Face Amount	Book Value	Market Value	Yield
None							
None							
None							
None							
TOTAL				\$ -	\$ -	\$ -	

Securities Purchased:

Securities Matured:
Securities Sold:

Investment Pools

Fund	TexPool	Federated	LoneStar/TASB		MBIA	Total
			Liquidity Plus	Liquidity Corp		
General/Operating	\$ 22,386,243.96	\$ 10,174,905.78	\$ -	\$ 2,041,723.26	\$ 42,427,061.49	\$ 77,029,934.49
Debt Service	7,851,132.06			308,783.58	6,440,762.98	14,600,678.62
Capital Projects 96	19,778.72					19,778.72
Capital Projects 99	309,736.11					309,736.11
Capital Projects 01				52,357.04		52,357.04
Capital Projects 02	8,058,259.30				16,205,878.66	24,264,137.96
Activity	186,739.39					186,739.39
Foundation	77,957.83					77,957.83
TOTAL	\$ 38,889,847.37	\$ 10,174,905.78	\$ -	\$ 2,402,863.88	\$ 65,073,703.13	\$ 116,541,320.16

Current Month Yield	1.0623%	1.2700%	0.9700%	1.0600%
Interest Earned	\$ 35,977.47	\$ 10,609.36	\$ 1,908.88	\$ 56,926.33
Weighted Average Yield:	1.0772%			\$ 105,422.04

This report is prepared in compliance with Eanes ISD Investment Policies CDA(H) and CDA(L) and with the Public Funds Investment Act, TX Govt Code Ch. 2256.

Date	Kim Builta, District Accountant	Susan Pulis, Asst Supt for Business
------	---------------------------------	-------------------------------------

EANES INDEPENDENT SCHOOL DISTRICT
MONTHLY TAX REPORT
As of June 30, 2004

Description	General Fund (M&O)	Debt Service Fund	Memo Total
Current Month			
5711-Taxes, Current Year Levy	\$ 673,392	\$ 124,412	\$ 797,805
5712-Taxes, Prior Years	25,142	3,760	28,903
5719-Penalties/Interest/Other	9,619	1,489	11,109
5749-Miscellaneous Revenue	-	-	-
Total Revenue Realized for Month	\$ 708,154	\$ 129,662	\$ 837,816

Year-To-Date (YTD)

Total Revenue Realized	\$ 88,545,675	\$ 16,379,522	\$ 104,925,197
Total Budgeted Tax Revenue	\$ 88,633,071	\$ 16,416,697	\$ 105,049,768
Percentage of Total Budgeted Tax Revenue Collected	99.90%	99.77%	99.88%
Current Year Taxes Collected	\$ 87,599,428	\$ 16,203,613	\$ 103,803,041
Current Year Taxes Budgeted	\$ 87,721,588	\$ 16,246,038	\$ 103,967,626
Percentage of Current Tax Revenue Realized to Budget	99.86%	99.74%	99.84%
Total Tax Levy, Current Year	\$ 88,600,680	\$ 16,401,311	\$ 105,001,991
Total Adjusted Tax Levy, Current Year	\$ 88,575,979	\$ 16,396,738	\$ 104,972,717
Percentage of Current Tax Revenue Realized to Levy	98.87%	98.79%	98.86%
Current Tax Rate	\$ 1.50000	\$ 0.27780	\$ 1.77780

Other Tax Information

Total Appraised Value Per Tax Roll	\$ 6,474,394,214
Total Appraised Value For School Tax Purposes	\$ 6,061,005,004
Tax Levy Loss Due to "Tax Freeze"	\$ 2,858,574
Other Adjustments and Discounts	\$ 59,274
Tax Refunds Paid YTD	\$ 719,477
Law suits Pending:	
Number of Suits Pending	280
Number of Suits Filed this Month	21
Number of Suits Settled this Month	14
Total Amount of Tax Base	\$ 992,994

EANES INDEPENDENT SCHOOL DISTRICT
 FOOD SERVICE REPORT
 For the Month Ended June 30, 2004

	Eanes Elem.	Cedar Creek	Valley View	Forest Trail	Barton Creek	Bridge Point	Hill Country	West Ridge	Westlake High	Total Monthly District	Total Cumulative Yr-To-Date	Total Cumulative Prior Year
Student Membership											49,690	57,057
Average Daily Attendance											47,994	54,880
Enrollment as a Percent	0.0%	0.0%	0.0%	0.0%	0.0%	0.0%	0.0%	0.0%	0.0%	0.0%	96.6%	96.2%
Average Daily Participation (ADP):												
Reimbursable Lunch											10,590	12,949
A La Carte & Meal Equivalents											24,639	37,558
Total Average Daily Participation											35,229	50,507
ADP as a Percentage of Attendance	0.00%	0.00%	0.00%	0.00%	0.00%	0.00%	0.00%	0.00%	0.00%	0.00%	73.40%	92.0%
Reimbursable Lunch:												
Paid											177,252	211,241
Reduced											2,898	4,471
Free											12,498	12,112
Total Reimbursable											192,648	227,824
A La Carte & Meal Equivalents											459,582	744,871
Total Reimb. & A La Carte Meals											652,230	972,695
Revenues:												
Local Lunches											\$ 497,618	\$ 380,959
Local A La Carte & Meal Equivalents											\$ 1,531,134	1,494,125
Federal Reimbursement											\$ 68,029	58,537
Other										10,068	\$ 108,888	75,983
Total Revenues										\$ 10,068	\$ 2,205,669	\$ 2,009,604
Total Expenses:												
6100 Payroll										\$ 66,973	\$ 1,257,084	\$ 883,518
6200 Contracted Services										8,658	\$ 67,728	58,198
6300 Supplies & Materials										13,078	\$ 1,062,014	1,055,695
6400 Other Operating										2,995	\$ 27,567	27,777
6600 Capital Outlay										-	-	-
Total Expenses										\$ 91,704	\$ 2,414,393	\$ 2,025,188
Excess of Revenues over Expenses										\$ (81,636)	\$ (208,724)	\$ (15,584)
Other Resources (transfers-in)										\$ -	\$ -	\$ -
Net Balance										\$ (81,636)	\$ (208,724)	\$ (15,584)
Cumulative Days										0	164	162
Average Revenue Per Day										\$ -	\$ 13,449	\$ 12,405
Average Expense Per Day										\$ -	\$ 14,722	\$ 12,501
Net Revenue Over (Under) Expense										\$ -	\$ (1,273)	\$ (96)

Note: The District records revenues in the month in which they are earned, and expenditures in the month in which they are incurred, regardless of when the revenue is actually received or the payment is actually made. The ending cash balance for this month was \$1,150,304, of which prepaids represent \$90,565.

**Eanes Independent School District
Bond Project Cumulative Expenditure Report
As of June 30, 2004**

Line Code	Project Description	A		B	C	D	E
		Original Bond Proceeds & Est Interest Rev	Expenditures to date				
BOND AUTHORITY OUTSTANDING AND ISSUED							
2001-2002 (619 & 620)							
1	641 Eanes Elementary School						
2	Professional Services	\$ 132,270	\$ 126,585	\$ 5,685	\$ 132,270	\$ -	
3	Construction/Improvements	1,114,368	1,112,820	1,548	1,114,368	-	
4	FF&E	9,833	9,833	-	9,833	-	
5	Contingency	-	-	-	-	-	
6	Other (e.g., reimbursables, moving, permits, inspections)	1,092	1,092	-	1,092	-	
7	Sub Total	\$ 1,257,564	\$ 1,250,331	\$ 7,233	\$ 1,257,564	\$ -	
8	642 Cedar Creek Elementary School						
9	Professional Services	\$ 237,465	\$ 237,465	\$ -	\$ 237,465	\$ -	
10	Construction/Improvements	2,420,485	2,415,614	4,871	2,420,485	-	
11	FF&E	27,651	27,651	-	27,651	-	
12	Contingency	-	-	-	-	-	
13	Other (e.g., reimbursables, moving, permits, inspections)	2,501	2,501	-	2,501	-	
14	Sub Total	\$ 2,688,103	\$ 2,683,232	\$ 4,871	\$ 2,688,103	\$ -	
15	643 Valley View Elementary School						
16	Professional Services	\$ 137,207	\$ 117,207	\$ -	\$ 117,207	\$ 20,000	
17	Construction/Improvements	1,617,446	1,614,618	2,828	1,617,446	-	
18	FF&E	-	-	-	-	-	
19	Contingency	-	-	-	-	-	
20	Other (e.g., reimbursables, moving, permits, inspections)	1,945	1,945	-	1,945	-	
21	Sub Total	\$ 1,756,598	\$ 1,733,771	\$ 2,828	\$ 1,736,598	\$ 20,000	
22	644 Forest Trail Elementary School						
23	Professional Services	\$ 228,571	\$ 141,622	\$ 12,632	\$ 154,254	\$ 74,317	
24	Construction/Improvements	1,382,680	550,486	776,510	1,326,996	55,684	
25	FF&E	19,748	9,748	-	9,748	10,000	
26	Contingency	20,000	-	-	-	20,000	
27	Other (e.g., reimbursables, moving, permits, inspections)	11,941	1,941	-	1,941	10,000	
28	Sub Total	\$ 1,662,940	\$ 703,797	\$ 789,142	\$ 1,492,939	\$ 170,001	

**Eanes Independent School District
Bond Project Cumulative Expenditure Report
As of June 30, 2004**

BOND AUTHORITY OUTSTANDING AND ISSUED		A	B	C	D	E
2001-2002 (619 & 620)		Original Bond Proceeds & Est Interest Rev	Expenditures to date	Outstanding Encumbrances	Total Expenses & Encumbrances (B + C)	Total Balance Available (uncommitted)
Line Code	Project Description					
29	645 Barton Creek Elementary School					
30	Professional Services	\$ 35,081	\$ 35,081	\$ -	\$ 35,081	\$ -
31	Construction/Improvements	539,470	536,207	3,263	539,470	-
32	FF&E	1,011	1,011	-	1,011	-
33	Contingency	-	-	-	-	-
34	Other (e.g., reimbursables, moving, permits, inspections)	831	831	-	831	-
35	Sub Total	\$ 576,393	\$ 573,130	\$ 3,263	\$ 576,393	\$ -
36	630 Bridge Point Elementary School					
37	Professional Services	\$ 16,501	\$ 16,501	\$ -	\$ 16,501	\$ -
38	Construction/Improvements	61,057	57,208	3,850	61,057	-
39	FF&E	-	-	-	-	-
40	Contingency	-	-	-	-	-
41	Other (e.g., reimbursables, moving, permits, inspections)	375	375	-	375	-
42	Sub Total	\$ 77,934	\$ 74,084	\$ 3,850	\$ 77,934	\$ -
43	639 Hill Country Middle School					
44	Professional Services	\$ 1,002,694	\$ 964,258	\$ 23,719	\$ 987,977	\$ 14,717
45	Construction/Improvements	10,444,262	10,298,525	36,713	10,335,239	109,023
46	FF&E	389,330	383,832	5,218	389,049	281
47	Contingency	-	-	-	-	-
48	Other (e.g., reimbursables, moving, permits, inspections)	45,044	45,044	-	45,044	-
49	Sub Total	\$ 11,881,330	\$ 11,691,658	\$ 65,650	\$ 11,757,309	\$ 124,021
50	640 West Ridge Middle School					
51	Professional Services	\$ 469,707	\$ 445,067	\$ 414	\$ 445,481	\$ 24,226
52	Construction/Improvements	5,408,429	5,067,083	346,874	5,413,957	(5,528)
53	FF&E	285,262	283,141	2,121	285,262	-
54	Contingency	-	-	-	-	-
55	Other (e.g., reimbursables, moving, permits, inspections)	11,667	11,667	-	11,667	-
56	Sub Total	\$ 6,175,065	\$ 5,806,958	\$ 349,409	\$ 6,156,367	\$ 18,698

**Eanes Independent School District
Bond Project Cumulative Expenditure Report
As of June 30, 2004**

Line Code	Project Description	A			B		C		D		E
		Original Bond Proceeds & Est Interest Rev	Expenditures to date	Outstanding Encumbrances	Total Expenses & Encumbrances (B + C)	Total Balance Available (uncommitted)					
BOND AUTHORITY OUTSTANDING AND ISSUED											
2001-2002 (619 & 620)											
57	638 Westlake High School (including 9th Ctr)										
58	Professional Services	\$ 1,696,100	\$ 1,403,984	\$ 266,083	\$ 1,670,068	\$ 26,032					
59	Construction/Improvements	21,702,633	4,919,643	16,828,883	21,748,527	-					
60	FF&E	1,106,195	735,269	150,532	885,801	220,395					
61	Contingency	300,000	45,893	-	45,893	254,107					
62	Other (e.g., reimbursables, moving, permits, inspections)	31,079	31,079	-	31,079	-					
63	Sub Total	\$ 24,836,008	\$ 7,135,869	\$ 17,245,498	\$ 24,381,367	\$ 500,534					
638 Westlake High School (Stadium)											
64	Professional Services	\$ 489,891	\$ 489,891	\$ -	\$ 489,891	\$ -					
65	Construction/Improvements	7,136,730	7,136,230	500	7,136,730	-					
66	FF&E (includes P. Murray Technology)	27,544	27,544	-	27,544	-					
67	Contingency	-	-	-	-	-					
68	Other (e.g., reimbursables, moving, permits, inspections)	-	-	-	-	-					
69	Sub Total	\$ 7,654,165	\$ 7,653,665	\$ 500	\$ 7,654,165	\$ -					
657 District Wide 657											
70	Professional Services	\$ 981,805	\$ 981,805	\$ (0)	\$ 981,805	\$ 0					
71	Eanes Payroll	280,452	243,884	5,564	249,448	31,004					
72a	Construction/Improvements	41,570	37,438	4,133	41,570	-					
73	FF&E	398,047	398,047	77,156	475,203	(77,156)					
74	Contingency	-	-	-	-	-					
75	Other (e.g., reimbursables, moving, permits, inspections)	1,706,067	1,702,181	3,886	1,706,067	0					
76	Sub Total	\$ 3,407,942	\$ 3,363,355	\$ 90,738	\$ 3,454,092	\$ (46,151)					
657 District-Wide Technology/Video											
77	Professional Services	\$ 1,420	\$ 1,420	\$ -	\$ 1,420	\$ -					
78	Construction/Improvements	2,466,593	2,414,913	47,480	2,462,393	4,200					
79	FF&E	106,840	106,840	-	106,840	-					
80	Paula Murray FF&E	1,500,000	819,254	-	819,254	680,746					
81	Contingency	-	-	-	-	-					
82	Other (e.g., reimbursables, moving, permits, inspections)	-	-	-	-	-					
83	Sub Total	\$ 4,074,852	\$ 3,342,426	\$ 47,480	\$ 3,389,907	\$ 684,946					

**Eanes Independent School District
Bond Project Cumulative Expenditure Report
As of June 30, 2004**

Line Code	Project Description	A		B		C		D		E
		Original Bond Proceeds & Est Interest Rev	Expenditures to date	Outstanding Encumbrances	Total Expenses & Encumbrances (B + C)	Total Balance Available (uncommitted)				
BOND AUTHORITY OUTSTANDING AND ISSUED										
2001-2002 (619 & 620)										
86	Miscellaneous Items									
87	Interest Revenue	\$ 1,600,000	\$ -	\$ -	\$ -	\$ -	\$ -	\$ -	\$ -	\$ 1,600,000
88	Unallocated Projects	951,108	-	-	-	-	-	-	-	951,108
89	Sub Total	\$ 2,551,108	\$ -	\$ -	\$ -	\$ -	\$ -	\$ -	\$ -	\$ 2,551,108
90	Total 2001-2002 Bond Program	\$ 68,600,000	\$ 46,012,275	\$ 18,610,461	\$ 64,622,736	\$ 4,023,157				

Line Code	Project Description	A		B		C		D		E
		Original Bond Fund Bal 9/1/03	Current Year Expenditures	Current Year Encumbrances	Total Exp & Enc (B + C)	Estimated (uncommitted)				
OTHER BOND PROGRAMS										
617	Capital Projects 1996 Series (District wide improvements)									
91	Allocated to Arbitrage	\$ 10,000	\$ -	\$ -	\$ -	\$ -	\$ -	\$ -	\$ -	\$ 10,000
92	Unallocated Projects 617	9,746	-	-	-	-	-	-	-	9,746
93	Total 1996 Bond Program	\$ 19,746	\$ -	\$ -	\$ -	\$ -	\$ -	\$ -	\$ -	\$ 19,746

618	Capital Projects 1999 Series (9th Grade Center)									
94	Allocated to Arbitrage	\$ 130,000	\$ -	\$ -	\$ -	\$ -	\$ -	\$ -	\$ -	\$ 130,000
95	Technology	10,263	-	6,000	6,000	-	6,000	-	6,000	4,263
96	Capital Projects Audit	48,583	-	-	-	-	48,583	-	48,583	-
97	Unallocated Projects 618	157,037	-	-	-	-	-	-	-	157,037
98	Total 1999 Bond Program	\$ 345,883	\$ 48,583	\$ 6,000	\$ 54,583	\$ -	\$ 54,583	\$ -	\$ 54,583	\$ 291,300

690	Capital Projects Local									
99	Allocated Projects	\$ -	\$ -	\$ -	\$ -	\$ -	\$ -	\$ -	\$ -	\$ -
100	Unallocated Projects 690	217,575	-	-	-	-	-	-	-	217,575
101	Total Local Bond Program	\$ 217,575	\$ -	\$ -	\$ -	\$ -	\$ -	\$ -	\$ -	\$ 217,575

102	Total Other Bond Program Allocated	\$ 198,846	\$ 48,583	\$ 6,000	\$ 54,583	\$ -	\$ 54,583	\$ -	\$ 54,583	\$ 144,263
103	Total Other Bond Program Unallocated	384,358	-	-	-	-	-	-	-	384,358
104	TOTAL OTHER BOND PROGRAMS	\$ 583,204	\$ 48,583	\$ 6,000	\$ 54,583	\$ -	\$ 54,583	\$ -	\$ 54,583	\$ 528,621